

# Turbine Series - 75900/1000FHX

# FUEL

## Specifications:

**Height:** 75900FHX: 16.5" (41.9 cm)  
751000FHX: 21.8" (55.4 cm)

**Width:** 18.75" (47.6 cm) with Bracket

**Depth:** 10.8" (27.4 cm) with Bracket

**Weight:** 75900FHX: 23.0 lbs (10.4 kg)  
751000FHX: 30 lbs (13.6 kg)

**Valve Port Fittings:**  
7/8"-14 UNF-2A (SAE J514 37° Flare)

**Service Clearance (Top):**  
75900FHX: 5.0" (12.7 cm)  
751000FHX: 10.0" (25.4 cm)

**Vacuum Installation Recommended**  
Maximum Pressure: 15 psi (1.03 bar)

**Max Flow Rate:**  
75900FHX: 180 gph (682 lph)  
751000FHX: 360 gph (1362 lph)

## Create a Part Number

### Housing Type

Dual Assembly

75

### Filter Model

Turbine Model  
90/180 GPH Flow Rate

900FH

Turbine Model  
180/360 GPH Flow Rate

1000FH

### Valve Type

6-Port Ball Valve

X

### Filtration Rating

2 micron

2

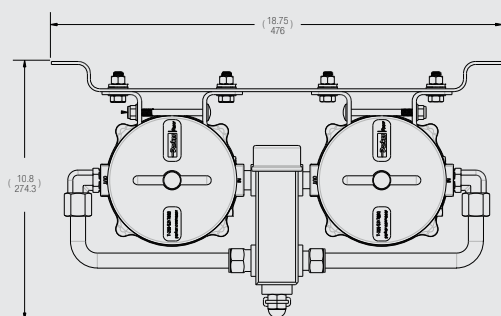
10 micron

10

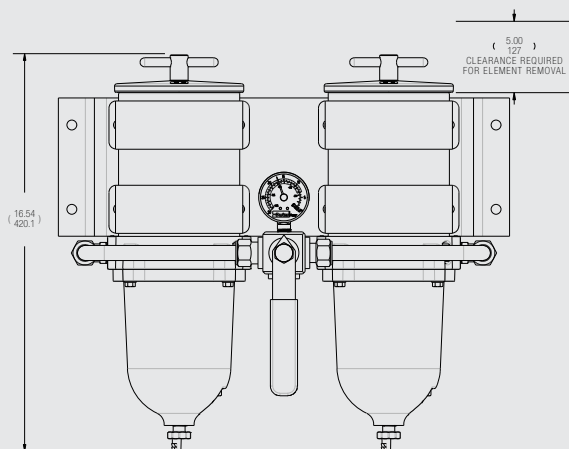
30 micron

30

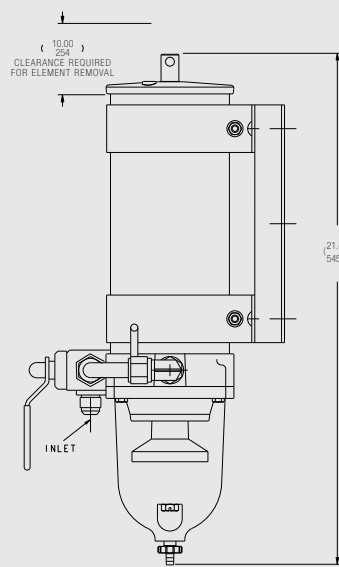
## Dimensions:



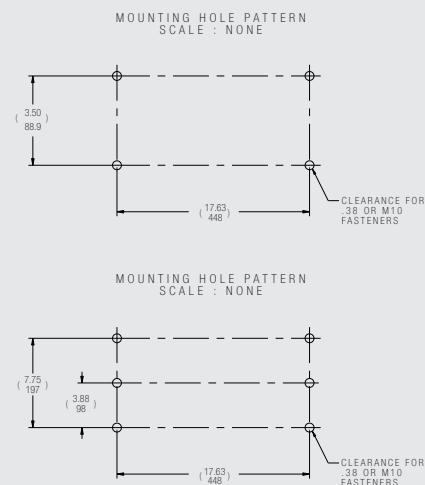
75900FHX/751000FHX Top



75900FHX Front



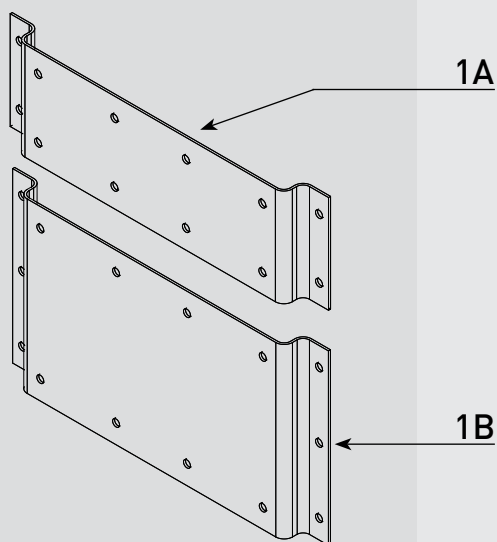
751000FHX Profile



# PARTS

## Turbine Series - 75900/1000FHX

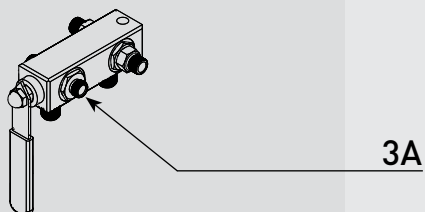
1



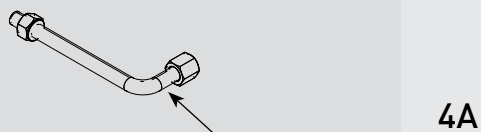
2



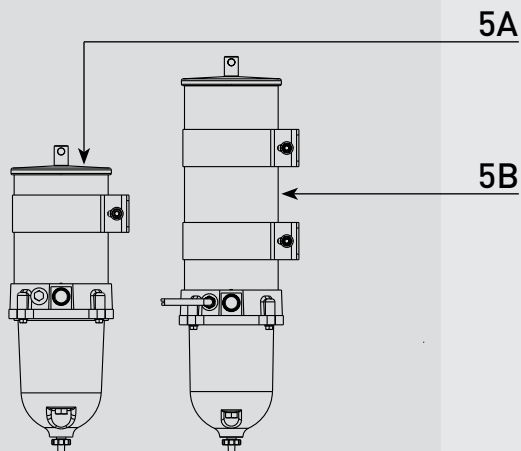
3



4



5



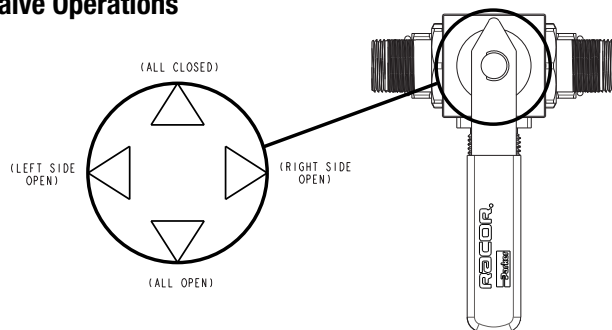
See **RSL0292**  
For 900FH/1000FH Parts Breakdown

Part #		Description
1A	RK 19486	Mounting Bracket - 75900FHX - Bracket only
1B	RK 11-1777	Mounting Bracket - 751000FHX - Bracket only
2A	RK19669 RK19667	Vacuum Gauge (30" Hg) - 3 needles: Theshold (red), Max Change Out (Red - Adjustable), Gauge (Black) <i>Optional</i> - Compound Gauge Kit (Vacuum 30" HG / Pressure 15psi)
3A	RK 19473	6-Port Ball Valve
4A	RK 19475	Rigid Tubing Kit - Includes (1ea.) Tube, Ferrule and Fitting
5A		Turbine Fuel Filter - 900FH Series See Cutsheet <b>RSL0292</b> for available Parts and Accessories
5B		Turbine Fuel Filter - 1000FH Series See Cutsheet <b>RSL0292</b> for available Parts and Accessories

### Accessories and Parts Available (Not Shown)

6A	RK 11-1952 RK 11-1404	<b>Complete Seal Service Kit</b> - 900FH/1000FH Series Filters (Requires 2) <b>Complete Seal Service Kit</b> - 900/1000 Series Filters For FG and Older Models (Requires 2)
6B	RK30880E	WIF Sensor and Light Kit - 1/2"-20 UNF
6C	RK 14329 RK 14321	Water Detection Module - 12 vdc Water Detection Module - 24 vdc
6D	RK 19506	Valve Service Kit - Includes Handle/Stem/O-rings/Gasket
7A	RK11007	Bowl Gasket - <b>Included in 6A</b>
7B	RK 11-1938	Bowl Kit - <b>Includes 7A, 7C &amp; 7E</b>
7C	RK 20126	Bowl Plug ( <b>O-ring Included in 6A</b> )
7D	RK33803	WIF Probe Kit - 1/2"-20 UNF - Two Wire Pigtail Water Detection Module Required - <b>Use 6C</b>
7E	RK 30476	Self-venting Drain ( <b>O-ring Included in 6A</b> )
8A	2040N-02 2040N-10 2040N-30	900FH Replacement Element 2 micron 900FH Replacement Element 10 micron 900FH Replacement Element 30 micron
8B	2020N-02 2020N-10 2020N-30	1000FH Replacement Element 2 micron 1000FH Replacement Element 10 micron 1000FH Replacement Element 30 micron

### Valve Operations



RSL0314\_CUT\_Turbine-75900/1000FHX (05/17 Rev A)

Questions? Email: [racortech@parker.com](mailto:racortech@parker.com) Phone: 800-344-3286 News: [www.racornews.com](http://www.racornews.com)